



ACTIVE LEARNING IN ENGINEERING EDUCATION

**586297-EPP-1-2017-1-EL-EPPKA2-
CBHE-JP**

**6TH MEETING (VIRTUAL) EVALUATION
REPORT**

12TH-13TH NOVEMBER 2020

TABLE OF CONTENTS

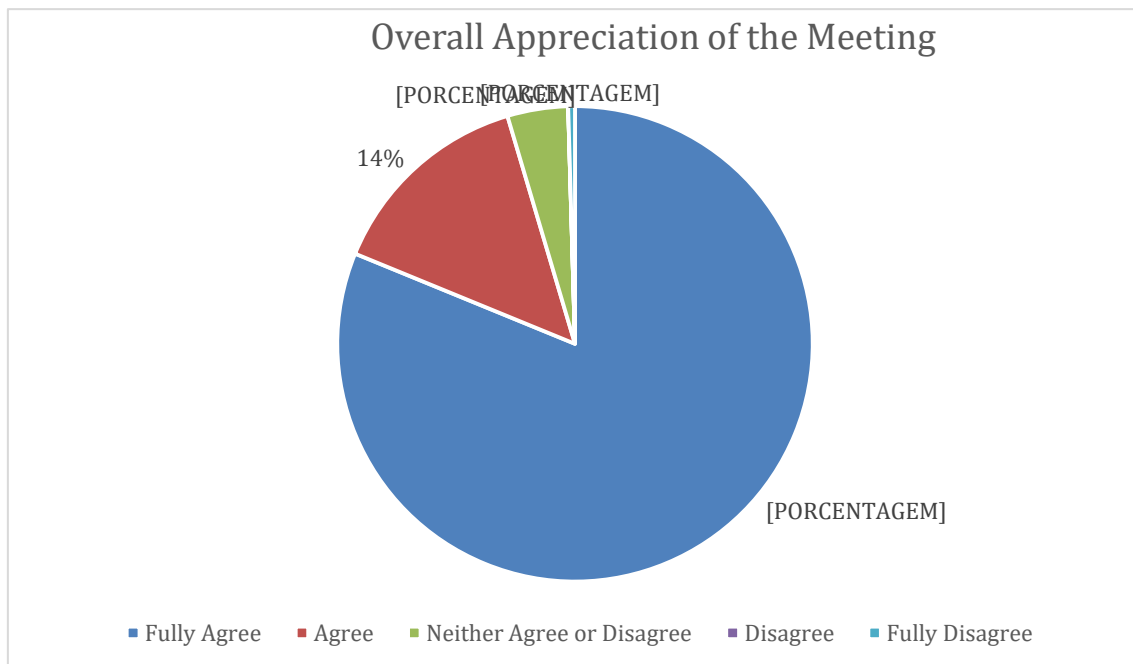
1. Introduction.....	3
2. Meeting Evaluation	3
2.1. Meeting Organization	4
2.2. Partnership and Collaboration	4
2.3. Project Management	7
3. Perceived Concerns, Future Obstacles & Suggestions	11
4. Conclusion	13

1. INTRODUCTION

This report evaluates the Sixth Meeting of the ALIEN project, virtually held between the 12th and 13th December 2020. This evaluation is based on the feedback from 12 participants that attended the meeting and answered a standardized questionnaire assessing the specific components of the meeting, the projects partnership and collaboration, projects management, as well an open space for suggestion and comments. The survey was conducted online via Google Forms.

2. MEETING EVALUATION

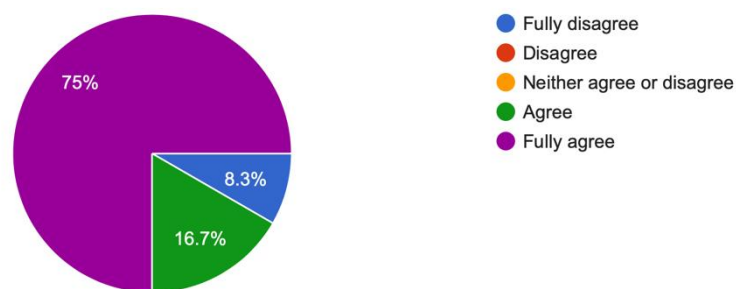
The overall perceived quality of the meeting seems to be very good, 95% of all answers were positive (that is, agree or fully agree).



2.1 MEETING ORGANIZATION

Overall, the level of satisfaction with the meeting organization seems to be positive, with all questions receiving a good approval rating (that is, answering fully agree or agree), besides one vote regarding the statement “All the information about the meeting was received on time.”, in which one participant voted fully disagree. This shows a decline in the level of satisfaction in comparison with the previous meeting, once the percentage of fully agree answers was of 90%.

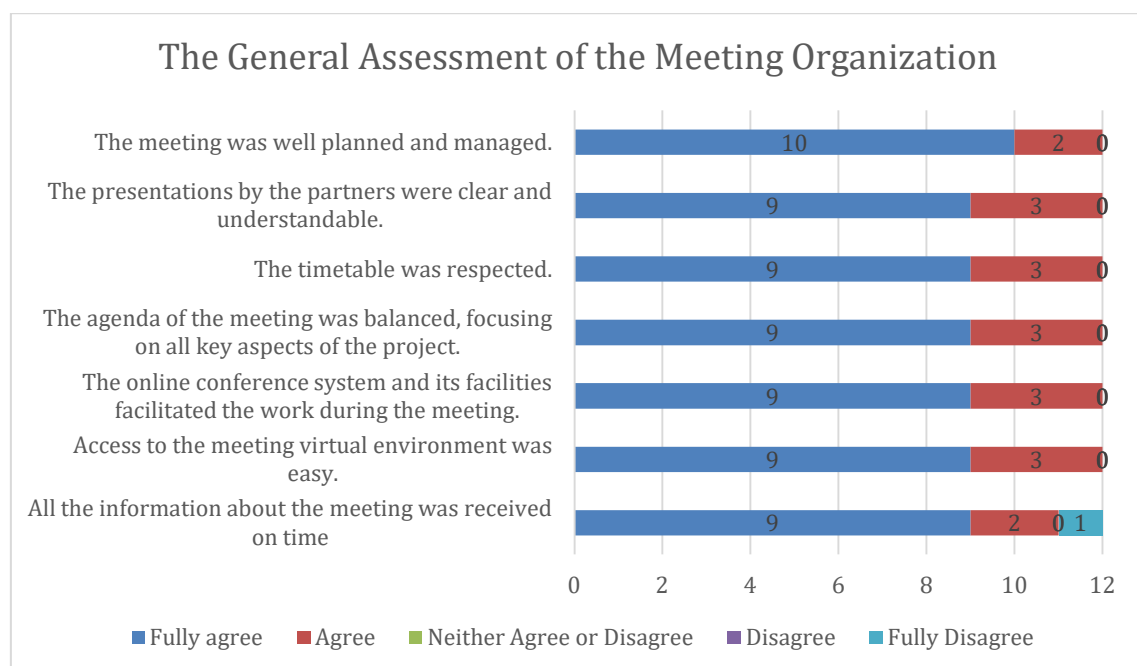
All the information about the meeting was received on time.
12 responses



All of the participants agreed that accessing the meeting, due its virtual feature, was easy (agreeing or fully agreeing with the statement). The same proportion can be seen in the answers of the following statements: “The online conference system and its facilities facilitated the work during the meeting.”, “The agenda of the meeting was balanced, focusing on all key aspects of the project.”, “The timetable was respected.” and “The presentations by the partners were clear and understandable.”, therefore 75% (9 participants) voted fully agree and 25% (3 participants) voted agree.

Regarding the planning and management of the meeting the positive proportion was higher than in the statements shown before, 10 participants fully agreed and 2 agreed that it was well done.

In comparison with the previous meeting this meeting had an overall better level of satisfaction, with all answers with at least 75% positive response rate, instead of 70% in the 5th meeting. Besides this, we have seen an increase of 5% in the level of satisfaction regarding the partners presentations, the virtual meeting access and the online conference system and facilities.



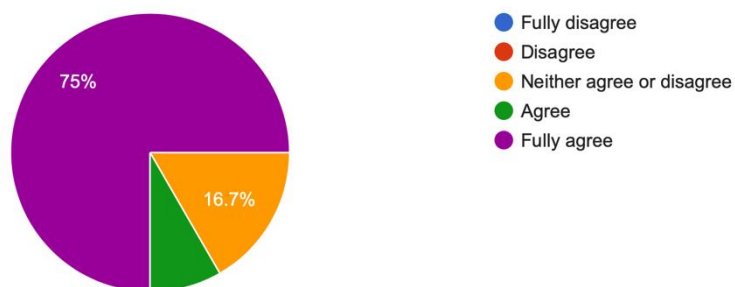
2.2 PARTNERSHIP AND COLLABORATION

Once the projects consortium is made with the collaboration of various countries, which hold different languages and culture aspects, it's important to ensure that all the partners can effectively communicate with each other and that the activities are well coordinated.

Regarding this aspect, even though the number of “neither agree or disagree” answers was higher, also was the “fully agree answers”, therefore, the general positive response rate was higher than in the previous meeting. There is a slight increase in the assessment of the statement “Participants had the chance and the possibility to meet and interact with the other project partners”, in which 83,3% of the participants fully agreed, instead of 80% in the 5th meeting.

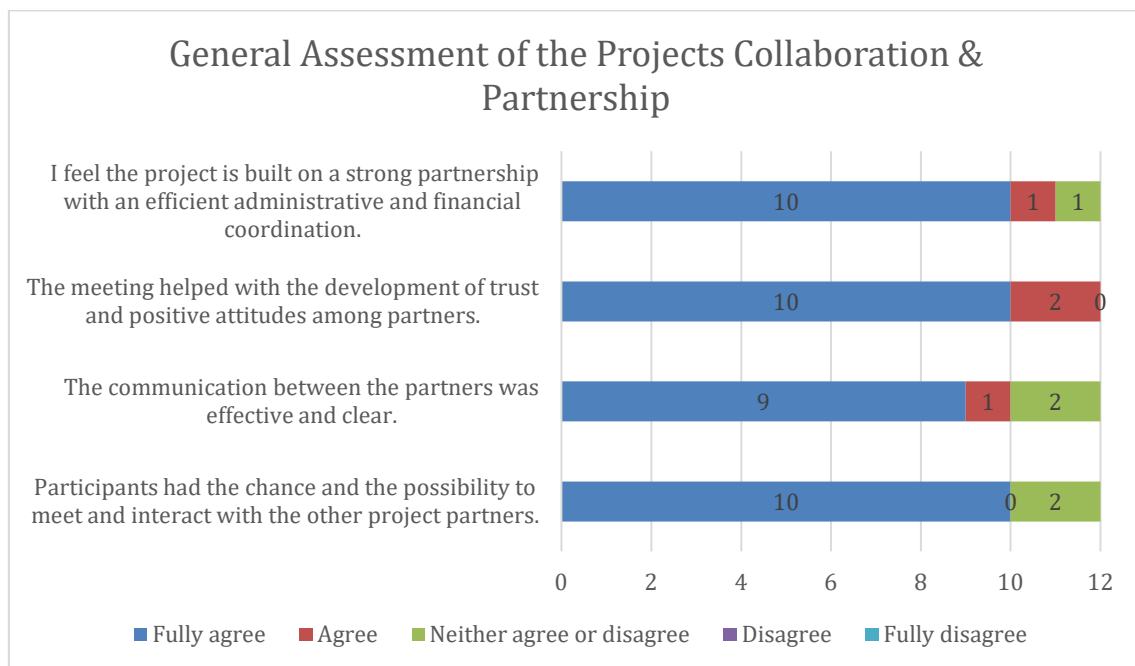
In this meeting, the partners perceived the intra-communication as more effective and clearer, having a 15% increase of the fully agree answers:

The communication between the partners was effective and clear.
12 responses



The statement “The meeting helped with the development of trust and positive attitudes among partners.” also had a slight increase of its the positive response rate, with 10 participants saying they fully agree and 2 saying they agree.

In the wake of this increasement, more 13,3% of the participants stated as fully agree that they feel the project is built on a strong partnership with an efficient administrative and financial coordination.

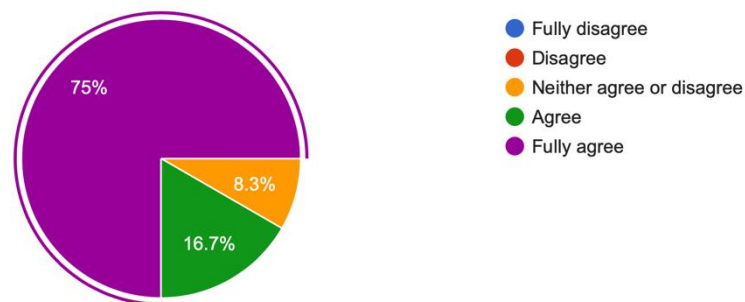


2.3 PROJECT MANAGEMENT

The general assessment of the project management was perceived as rather good, with only 1 vote (8,3%), in four different statements, as neither agree or disagree, similarly to the last meeting.

Besides this, we see an increase in the fully agree responses in all statements, with the exception of the statement “I understand clearly the framework and deadlines to be respected by all partners”, that had 5 points decrease in the fully agree percentage:

I understand clearly the framework and deadlines to be respected by all partners.
12 responses

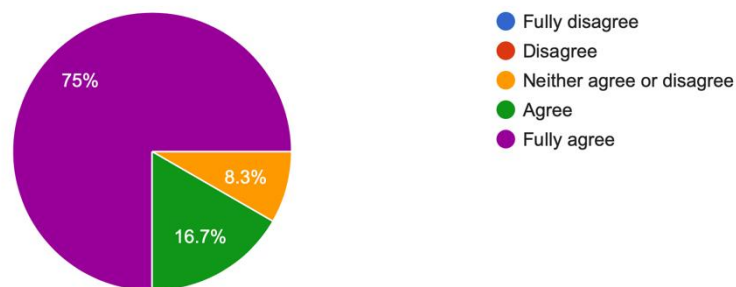


Regarding the clarity in understanding the projects structure and procedure we had 8 fully agree votes, 1 agree and 1 neither agree or disagree. A similar response is seen in the statement “The information given as to the financial management facilitated my understanding of those issues “, but in this case there was 2 votes increase in the agree rate response.

In the statement regarding the project aims and objectives, we see a 5% increase in the positive response answers in comparison with the previous meeting, having 9 votes for fully agree and 3 for agree. The same exact proportion was found in the response rate of the statement regarding the assistance information given for a better understanding the projects tasks and activities, which means a 15% increase in the fully agree response rate in comparison with the previous meeting.

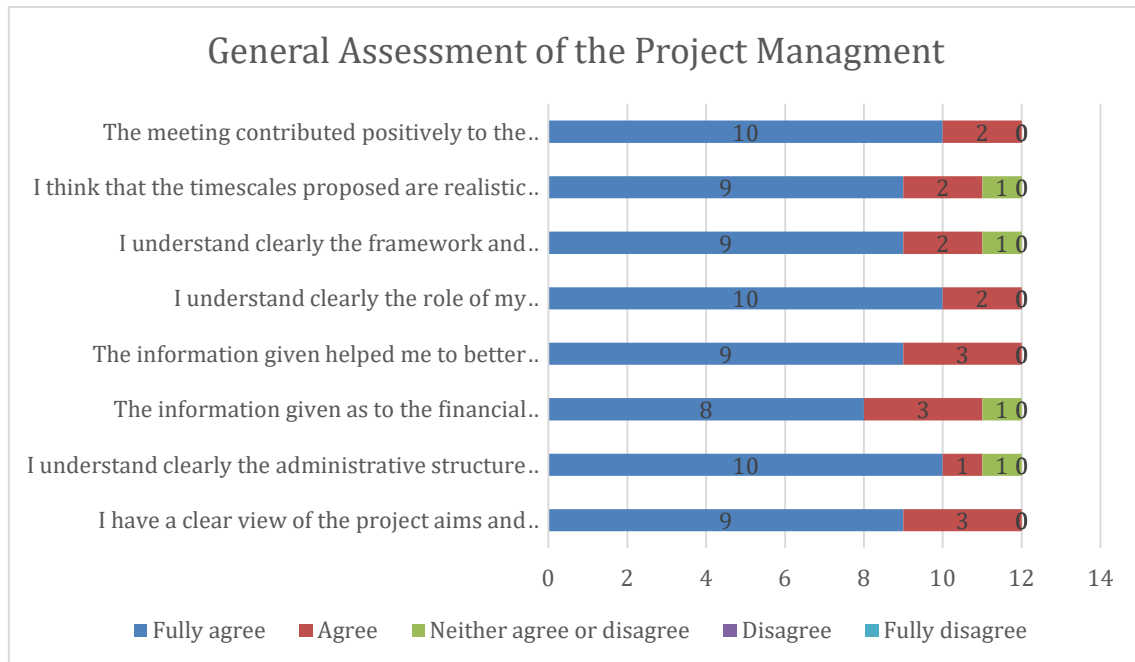
Similarly, 75% of the participants thought that the timescales proposed feasible and realistic:

I think that the timescales proposed are realistic and feasible.
12 responses



The statement “I understand clearly the role of my institution/organization in this project and what is expected from me for the project” also had an increase in the fully agree response rate, but in this case, the raise was of 13,3%, having 10 votes for fully agree and 2 for agree, which shows a very good understanding of the projects planning and liabilities.

Lastly, regarding the positive contribution of the meeting for the progress of the project had 83,3% fully agree response rate, and 16.7% of “agree” votes, which shows a very good exploitation of the spending time, and a 3,3% increase in the higher positive response rate in comparison with the previous meeting.



3. PERCEIVED CONCERNS, FUTURE OBSTACLES & SUGGESTIONS

Through the open comments section and the open-ended question, the participants had the opportunity to speak their mind and leave a more personal perception-oriented message. By this feature it was possible to ascertain the meeting usefulness, the perceived concerning aspects, obstacles for the future of the project, suggestions and improvement aspects, as well as the most important outcome for each partner.

In the former, the PBL and Active Learning platform, courses and environment was mentioned 7 times, the international academic collaboration/cooperation and network/sharing information with partners was mentioned 5 times, therefore, we can state that these two are the outcomes perceived as the most relevant. Instruction from the coordinator and publication was also mentioned.

Regarding the **usefulness** of the meeting for enlightening doubts and questions, the partners pointed out the following subjects that they had uncertainties before the meeting: sustainability issues, schedule/deadline issues, financial/administration issues and next steps.

5 participants answered that they had no concerns lefts, however, some partners stated that there are still aspects they **concern** about, such as:

- Administration and Financial Issues, e.g., traveling money;
- COVID-19 effects, e.g., trainings;
- Setting up a unit related to ALIEN.

The partners shared which are the **future obstacles** they are most concerned about, and, besides two answer that stated no concern, all of the other responses were related to the possible effects caused by the COVID-19 social distancing, such as:

- Implementation and postponement of activities;
- Face to face interaction;
- Community Events;
- Extra effort needed for nicely finishing the project during an extraordinary situation;
- Signing contract and relational maintenance with partners.

6 participants didn't have any further **suggestion** or additional **improvement aspect**, 1 participant stated that "there's no point for such a project if we can't travel", the other partners suggested to:

- Maximize projects impact the bilateral agreements;
- Starting an Active Learning Journal;
- Continue and extend the present collaboration and cooperation after the project deadline to regionally disseminate the PBL / Active Learning Approach, and for the development of future academic programs.

4. CONCLUSION

The overall evaluation indicates that the meeting satisfaction was positive and that it served to better define the assessment of the communication between the project's partners, the exploitation of the currently ready outcomes, the understanding of the defined deadlines, personal accountabilities, the institutional strategies and what are the most concerning aspects.

The partners seem to have a positive assessment of how the time and resources were exploited during the project, and an overall satisfaction with the project's outcomes, except for the uncertainty and reorganization of the projects dissemination and implementation plan caused by the extraordinary pandemic situation.